


Jolly Phonics

Tricky words

Activity book 1



Tricky words group 1

Activity 1


Word search

Let us practice the tricky words!


Find the following words in the word search.

Words can be found across or down.

Colour in the flowers when you find the word.



w	s	d	f	g	h	j	m	e	k
a	z	a	l	l	x	c	v	i	b
s	n	m	q	w	e	r	t	y	s
u	o	w	e	p	a	h	s	d	h
f	g	h	j	k	l	e	z	x	e
a	r	e	c	v	b	n	m	t	q
w	e	r	t	d	o	y	u	h	o
p	a	s	d	f	g	h	j	e	k
l	t	o	l	z	x	c	v	b	n
m	n	b	v	c	b	e	p	o	g



Activity 2

How many words can you read in 1 minute?



pat	all	cot
to	I	he
was	in	rod
do	me	at
the	are	met
be	she	we

Activity 3

Read these tricky words.

to	the	we	she	was	do
----	-----	----	-----	-----	----

Fill in the tricky bits.



w _


sh _

w _ s

t _

d _

th _



Activity 4

Alphabet activity

Look at the capital letter in the first box.

Circle the lowercase letter that matches the capital letter in the first box.




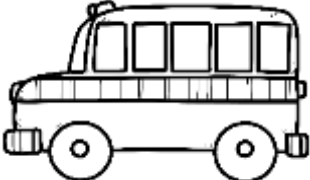




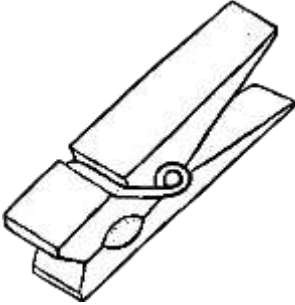

A	c	d	a
G	g	h	i
R	b	r	p
F	k	l	f
N	o	n	p

Activity 5

Matching

Match the picture to the correct word.

Remember, reading becomes easier when the sounds and words are identified quickly. Play the "hunt the word", it gives you good practice.

			
	peg bug bus sit bin pin ten nest hat hen		
			

Activity 6

Read and draw

Read the sentences and draw a picture.

It is an ant.

It is an ant on a tin.

It is an ant on a
pan.

It is an ant on a pin.

It is an ant on a bin.

It is an ant on a tap.

Activity 7

Missing words

Read the sentences and fill in the missing words. Use the word box to help you.


ant	on	mat	is
-----	----	-----	----

The ant is __ a tap.

The ___ is in a pot.

An ant is on a ___.

An ant __ on a pan.



Listen to "Audio clip 1" and write down the sounds, words and phrases as you hear them.



1.	2.	3.	4.
5.	6.	7.	8.
9.	10.		

Activity 8

Unjumble

Unjumble the words to build a meaningful sentence.

The	big	ran	cat	to	the	rat.
-----	-----	-----	-----	----	-----	------







The	put	in	man	pegs	the	bag.
-----	-----	----	-----	------	-----	------








Activity 9

Secret sentence


Write the beginning sound of each picture to write the secret message.

Read the phrase and draw the picture.

leg on a bed



Activity 10

Look and do

Look	Copy then cover	Write then check	Have another go!
I	I		
was	was		
to	to		
do	do		
are	are		
all	all		
the	the		
me	me		

Activity 11

Sound cards

Use your sound cards and follow the instructions.
Write the words that you build in the answer boxes.

Place sound cards here

1. Build the word **c a t**.

2. Take away the **t** and replace it with a **n**.

3. Take away the **C** and replace it with a **p**.

4. Take away the **a** and replace it with an **e**.

5. Take away the **p** and replace it with a **h**.

Activity 12

Snakes and ladders

Finish!

24 we	are 23	was 22	sat 21
17 pit	is 18	nap 19	she 20
nip 16	be 15	pin 14	tin 13
pat 9	10 sit	the 11	tap 12
tan 8	7 pan	pin 6	all 5
1 an	2 in	me 3	it 4

start